

# EVENT

## ORIGINAL

Inspired by Nordic nomadic culture. Fire, wooden poles, natural feeling.

## GENUINE

Long-term commitment, ethical, promotes fellowship. A quarter of a century focused entirely on Nordic tipis.

## INNOVATIVE

Perceptive, visionary ideas, industry-leading.



authentic nordic tipis since 1989





© Äventyrs Service.

## TENTIPI EVENT – FOR INSPIRATIONAL BUSINESS

### INSPIRE

In sharp contrast to industrial, synthetic squareness, Tentipi's Nordic tipis evoke inspiration, playfulness and adventure. With these tents, you will immediately catch your client's interest, and it will continue to grow when you and your client put together a tailor-made solution and create tent formations with no parallel lines. His/her event will be unique and something everyone will talk about. Soon you'll be sitting planning with new clients.

### DELIVER

No matter whether it's for 10 people or 1,000+, you can build an amazing number of different formations of tents and thereby easily meet your

clients' different needs, using a stock of surprisingly few products. After thorough training, you will be ready to work knowing that the result will be correct and safe. When your clients see how enthusiastic their guests are, they will thank you heartily and find it hard to ever go back to "normal" types of tents or marquees.

### BE SUCCESSFUL

The rooms that are created by Tentipi's Nordic tipis do not merely provide protection against weather; they are full of charm and ambience. The debarked, climate-neutral wooden poles, the natural feeling of the tent canvas and the varied shapes of the room will constitute that new, fresh element that clients are looking for.



# TENTIPI

- has its roots in Swedish Lapland – the homeland of the Sami kåta
- stands for passion and expertise, especially when it comes to Nordic tipis
- has more than quarter of a century's experience as the world-leading producer of Nordic tipis
- has several patents and design rights for its original, ingenious design
- cares so deeply about its products that it only makes its Nordic tipis in its own fully-owned factories
- views every Nordic tipi as a unique product and gives it a personal ID to make it possible to track its components and specific design
- cares about previous customers by always striving to make new features also fit the older models of tents.



## SAFE AND DEPENDABLE

Nordic tipis and their appurtenant equipment have been our sole focus ever since 1989 when Tentipi was founded (under the name **Moskoselkåtan**). Right from the start, quality and innovation have been our most important keywords. Our goal has been to produce the most flexible and ingenious tents in the world. All our effort over the last quarter century has given us profound expertise and an insight into why quality and smart design are so hard to achieve. Success can only be reached through continuous hard work, which must be given all the necessary resources.



## TENTIPI SINCE 1989

1989 – **Moskoselkåtan** was founded on 10 May in the Lapland village of Moskosel. Bengt Grahn did all the work himself apart from the accounts.  
 1993 – Stratus 72 was created.  
 1995 – Three Stratus 72 Nordic tipis were joined together at Skansen in Stockholm.  
 2005 – We changed name to Tentipi.  
 2015 – Tentipi is still the world-leading manufacturer of Nordic tipis with retailers in 21 countries.



### WHAT DOES THIS SYMBOL MEAN?

Write the number in the search panel at [www.tentipi.com](http://www.tentipi.com) to go straight to more detailed information about the topic.

We are living in an age when people are seriously beginning to realise that our resources are finite and many of us yearn for something genuine and original. These are aspects the fire and the Nordic tipi convey! Given similar conditions, it's been shown that business goes much better in our Nordic tipis than in "ordinary" tents.

### WHAT IS SUCCESS TO YOU?

To be competitive, to earn money, to make people happy, to have fun at work, to expand, to cut a dash...? All this can be achieved with Tentipi!

*Bengt Grahn*

*I've never met a business leader quite like Bengt Grahn before. In today's world where financial results are often seen as the only measure of success, it is refreshing to come across someone driving their business to achieve far more than that. Bengt's overriding mission is to make the very best tents possible and to achieve customer delight, not merely customer satisfaction. Achieving that goes much deeper than careful selection of materials, quality production, and innovative design. It's about being honest, ethical and respecting others. It's about being consistent and not making promises you can't keep. It's about being humble enough to really listen and being prepared to make changes as a result.*

*For more than quarter of a century, Bengt has run Tentipi with those same values. From one man band to today's business selling into 21 countries. Still the same values, still the same Bengt, and long may it continue.*

*Jon Parr, Tentipi Event tent distributor*



## INSPIRING EVENTS IN AN EXCITING SETTING

See one of our event Nordic tipis and you're smiling straight away. Step inside and you know why. Fun, festivity and good fellowship are what these spacious tents are all about. Immediately you're enjoying yourself, chatting, mingling, relaxed.

The special characteristics of Tentipi's large tents have made them very popular with both event organisers and private party fixers. The tents are impressive with their ambiance, spaciousness and flexibility but above all, they are different. People are fascinated by their historical link to the traditional tents of nomads, a link that stimulates the imagination and gives every event that extra something.


What is it exactly that rouses such enthusiasm in the people who experience the unique atmosphere of a Nordic tipi? Perhaps the hereditary memory of when we lived closer to nature? Or the circular shape of the Nordic tipi that reminds us we all belong together? Or is it the wooden poles, the warm light through the canvas and the fire crackling in the middle of the tent?

A private party for 25 people or an event for 500 or more. Traditional and rustic or modern and sophisticated. Let your imagination take you to that special, different and memorable event.

**EVENTS WITH AN ATMOSPHERE**

**SENSATIONAL, ORIGINAL AND  
DIFFERENT**

**AN EVENT HELD IN OUR NORDIC TIPIS  
MAKES A LASTING IMPRESSION**



**Enjoyment, delight and fellowship – for  
family get-togethers or events with a  
seating capacity of 1,000+.**

© Krislifephotos, [www.worldinspiredtents.co.uk](http://www.worldinspiredtents.co.uk).

In the commercial world, our large Nordic tipis grab attention in the most positive way. They make people notice you and remember you. Using a Cirrus or a Stratus Nordic tipi at a trade fair, for example, gives you the edge in attracting customer interest. They're more practical, too – easier to erect and cost-effective compared with solid constructions.

Cirrus and Stratus are strong, stable constructions for an enormous range of activities. They can be used as a café for tourists, a trade stand or a different type of dining hall at a sales conference, with people eating and relaxing around an open fire. The circular shape makes it so easy to socialise!

They can host wedding parties, birthday celebrations or stylish garden parties – and numbers are no problem. You can seat up to 72 people at

tables in the biggest Cirrus or join several Stratus Nordic tipis to seat hundreds – or even 1,000+ – and right from the start, the atmosphere will be unique, evocative, memorable and great fun.



© The Stunning Tents Company.



© Äventyrs Service.

## QUALITY AND PROPERTIES


### EFFECTIVE AND PLEASING

Our event tents are so easy to handle, they can be put up by one person singlehanded. With the help of our Viking tent jack, (see page 24), a Stratus 72, for example, only takes about two man hours to erect! Moreover, when you don't have to climb up to the top, risks are reduced considerably. Nevertheless, for safety reasons, it is best to be two people.

Our wooden poles, selected manually from a special habitat of slow-growing, Swedish forest, have been proven by a Swedish test institute to be much stronger than ordinary poles <sup>[302]</sup>.

All aspects of strength have been calculated by an engineering firm that specialises precisely in tent strength. We have thereby achieved the optimal balance between weight and strength for all the tent components which ensures easy handling <sup>[1002]</sup>.

To further reassure event organisers, the tent fabric – which is manufactured only for Tentipi – has been specially designed to meet our high demands as regards water repellence. None of the other tent fabrics that we have evaluated came anywhere near ours in that respect – and we've evaluated many different ones from all over the world <sup>[1004]</sup>.



|                                | <b>Stratus 72</b>          | <b>Cirrus 72</b> | <b>Cirrus 40</b> | <b>Cirrus 28</b> | <b>Cirrus 20</b> | <b>Nimbus 16</b> |
|--------------------------------|----------------------------|------------------|------------------|------------------|------------------|------------------|
| Seated: 8 at a 200-cm table    | 72 (128 with raised brim)  | 72               | 40               | 24               | 16               | 16               |
| Seated: 6 at a 200-cm table    | 54 (96 with raised brim)   | 54               | 30               | 18               | 12               | 12               |
| Seated: at a 120-cm table      |                            |                  |                  | 28               | 20               | 12               |
| Openable side                  | 360°                       | 80°              | 80°              | 80°              | 80°              | 360°             |
| Covered area (m <sup>2</sup> ) | 83 (132 with raised brim)  | 83               | 50               | 41               | 33               | 24               |
| Diameter (m)                   | 10.3 (13 with raised brim) | 10.3             | 8.25             | 7.4              | 6.5              | 5.5              |
| Height (m)                     | 7.4                        | 7.4              | 5.5              | 4.5              | 4.1              | 3.6              |
| Maximum pole length (m)        | 8.25                       | 8.25             | 6.5              | 5.95             | 5.15             | 5.5              |
| Approximate total weight (kg)  | 600                        | 500              | 250              | 200              | 150              | 150              |
| Assembly time (man hours)      | 1.5-2                      | 1-1.5            | 1-1.5            | 1                | 1                | 1                |

## COMBINE

The floorplans show a few of the numerous configurations that can be created with our Stratus 72 Nordic tipis, for optimal function and to give guests a unique and unforgettable experience.

Moreover, a Cirrus Nordic tipi can also be added, for example, as a cloakroom or a cosy snug.

After many years of experience of connecting our tents, we are able to teach our customers a simple and safe way of doing this.



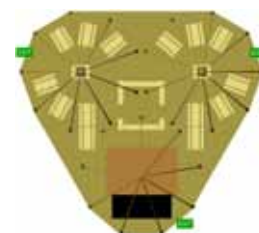
**Duo, fully closed, 156–208 seated**

21 m x 10.3 m. Table arrangement for many guests.



**Duo, semi-raised, 90–120 seated**

21 m x 11 m. With fireplaces and bar counters; relatively spacious.



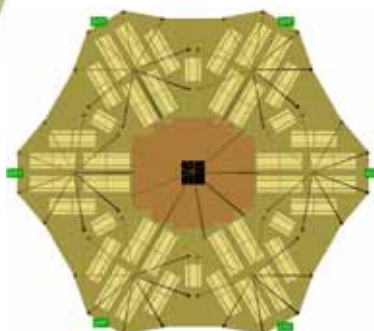
**Clover, 84–112 seated**

21 m x 19 m. With bar counters, dancefloor and stage; very spacious.



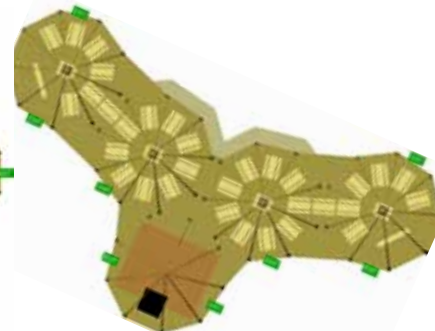
**Stratus 72, fully raised, 78–104 seated**

13 m x 13 m.



**Hexagon 7, 466–624 seated**

31 m x 28 m. Taller Stratus 72 in the centre. With fireplaces and bar counters; relatively spacious.



**Swing 5, with a grand entrance, 195–256 seated.**

40 m x 23 m. With a large dancefloor and stage.

With just a few basic products, there are almost limitless possibilities to create rooms in all imaginable sizes and shapes, see [1015](#) and [1016](#). Our fireplaces and our own specially designed wooden furniture help to create the genuine atmosphere.

### COMFORTABLE AND SAFE

In hot weather or when there's an open fire in the middle of the Nordic tipi, the opening at the top of the tent can be adjusted from inside the tent at ground level. When there's a raging storm, a Nordic tipi clings to the ground in the same way that a barnacle does on rocks with breakers crashing over them. Inside the Nordic tipi, people are safe, cosy and happy by the light of the fire.

### HIGH-QUALITY DESIGN, MATERIAL AND MANUFACTURE

The reason why Tentipi has managed to retain its leading position since it started up in 1989 is probably the company's standpoint and the attitude of its managers and co-workers. Our philosophy can be summed up in the words: AMBITION – INSIGHT – ABILITY – WILL. Each of these words represents broad areas, all of which have customer needs as their first priority [975](#). You can read more about quality on pages 14–15 and 18–19.

**With our durable, easy-to-handle and atmospheric event tents, you will create unique, striking, romantic, interesting and original rooms – an excellent starting point when you meet your client.**

# CIRRUS

When the temporary becomes the extraordinary.



© Kiwi Tipi.

## LET YOUR IMAGINATION RUN WILD

### **STRIKING, DURABLE, FLEXIBLE. CAN SEAT 20, 28, 40, 72.**

The size 20 and 28 models are our latest products. Cirrus is extremely flexible. The unique design of this Nordic tipi makes it perfect for glamping. It can be used as a stand for tourist information or at a trade fair, as an assembly hall at a scout camp or as a romantic setting for a wedding party. Up to 72 people can sit at tables around an open fire, eating and having a good time. It can also be used by restaurants that need more space for tables during the summer months.

The Cirrus Nordic tipis have three openings: one serves as a main entrance, the other two as reserve exits. The reserve doors are made with simple zips and the canvas between them can be rolled up, thereby creating an opening that is several metres wide. This facilitates the

passing through of large numbers of trade fair visitors. It also gives party guests an excellent view. It could be the starting line for a competition or be furnished with a sales counter where the preparation and storage areas are protected inside the tent. The broad opening also makes it possible to connect a Cirrus Nordic tipi to other Nordic tipis for big events. For instance, Cirrus can be used as a kitchen to serve several connected Stratus 72 Nordic tipis. Or it can be used as an entrance/welcome hall, cloakroom, storeroom, lounge, annexe, etc.

On pages 14–15, you will find a detailed description of Cirrus's properties and the differences between Base, Comfort and Pro. On page 25, there is a guide that will help you choose the right components for a complete Cirrus.



### **CIRRUS™ 20**

Cirrus 20 Base, Cirrus 20 Comfort, Cirrus 20 Pro



### **CIRRUS™ 28**

Cirrus 28 Base, Cirrus 28 Comfort, Cirrus 28 Pro



### **CIRRUS™ 40**

Cirrus 40 Base, Cirrus 40 Comfort, Cirrus 40 Pro



### **CIRRUS™ 72**

Cirrus 72 Comfort, Cirrus 72 Pro







# STRATUS

An experience that people  
love – and remember!

# STRATUS

Functionality and design in perfect harmony.



© Äventyrs Service.

## OPEN UP FOR EVEN GREATER VISIONS

### FOR TOTAL FLEXIBILITY – A HUGE NORDIC TIPI THAT CAN BE ADAPTED FOR ALL SIZES OF EVENTS, BIG OR SMALL, ALL YEAR ROUND.

Are you looking for something that is truly versatile or something new for your business which will also help you to win more tenders?

Stratus provides weather protection and frames an event in a magical way. When it's cold, the sides are folded down and a fire can be lit in the centre of the Nordic tipi. At trade fairs or when the sun is beating down, the sides are raised up, providing good exposure or shade under the brim. With the sides partially raised, several Stratus tents can overlap each other, creating a larger room of optional shape for 1,000 people or more. Being able to raise the sides means one can look out over a nice view.

The Stratus Nordic tipi **900** is used by many successful tent rental companies all over the world to create a special feeling of warmth and ambience. It offers more seating space for a restaurant during high

season and provides weather protection and a unique setting for weddings and other celebrations. See [tentipi.com](http://tentipi.com) for masses of inspiration.

Stratus 72 was designed in 1993 as an attractive trade fair stand for outdoor use, so Sami craftsmen could display their work in a weather-proof yet appealing way. Moreover, it had to be possible to close the stand in the evening. The result was a long frontal showcase area, over 30 metres long! In the middle, the stock was kept behind a pretty cloth.

A lot has happened since then, for the event industry has woken up to the almost unlimited possibilities offered by Stratus 72. On pages 14–15, there is a detailed description of Stratus's properties and the differences between Comfort and Pro. On page 25, there is a guide that will help you choose the right components for a complete Stratus.



© Äventyrs Service.



Vinjerock.



© The Stunning Tents Company.



© Äventyrs Service.



**STRATUS™ 72**  
Stratus 72 Comfort, Stratus 72 Pro

# CIRRUS AND STRATUS PROPERTIES

## OUTSTANDING CANVAS TO KEEP THE RAIN OUT (18)

Manufactured exclusively for us, our Pro fabric has much better water-repellent properties than the best off-the-shelf fabric we've ever found.



## CANVAS-FIXING FLAPS (13)

In the upper part of the Nordic tipi, 18 flaps connect the canvas to the main poles. Crucial for the structural calculations, they prevent rotation of the canvas on the frame, and perform a vital function when sides are raised.



## SEWN IN ONE PIECE

Tipi canvases are usually laced together as it is tricky to sew the last seam. But that creates a weak point and risks water coming in under difficult weather conditions. So our canvases are sewn in one piece.



## CONTROL OF THE VENTILATOR CAP FROM INSIDE (8)

Our In-Tent Vent™ cap is opened and closed from inside the Nordic tipi, solving the big problem caused by external ventilator cap ropes – especially on linked Nordic tipis.



## STRUCTURAL CALCULATIONS (5)

Tents over 50 m<sup>2</sup> mostly require formal calculations. Our calculations cover every configuration of single or linked Nordic tipis, "all sides up", "all sides down", and "partial sides up". A huge body of difficult and complex work.



## SUSTAINABLE TIMBER AND NO CHEMICALS

A specific species of spruce, cut in sustainable forests in northern Sweden. It's immensely strong and flexible and doesn't need unpleasant chemical preservatives to prevent rot.

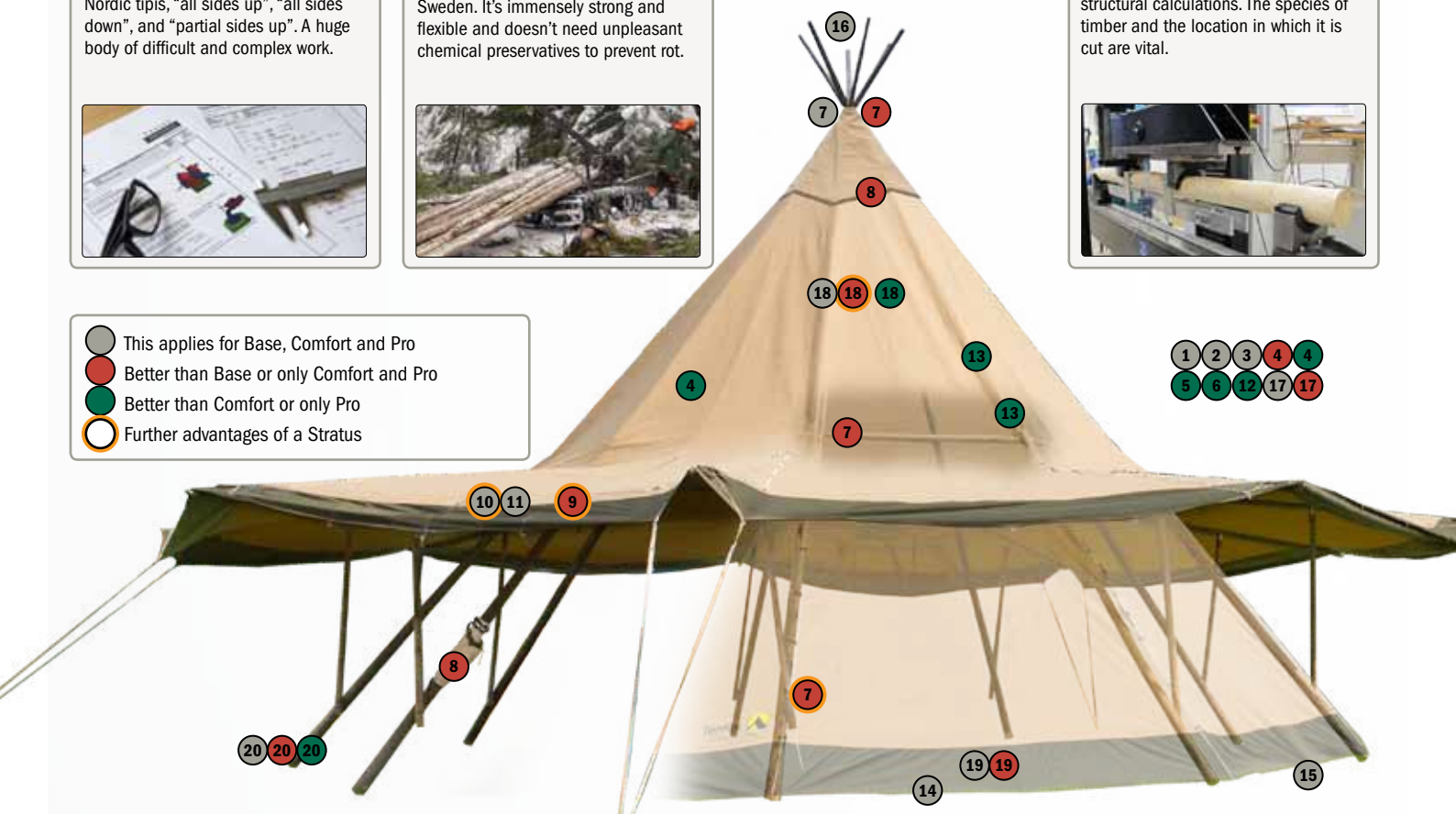


## LAB-TESTED TIMBER

Not all timber is equal. We lab-test ours to measure its various characteristics and feed these figures into our structural calculations. The species of timber and the location in which it is cut are vital.



- This applies for Base, Comfort and Pro
- Better than Base or only Comfort and Pro
- Better than Comfort or only Pro
- Further advantages of a Stratus



## AESTHETICALLY PLEASING POLES

Our debarked poles have a delightful natural look, avoiding any artificial staining or colouring common in processed timber. Every pole is unique, as nature intended, an intrinsic part of the character of a Nordic tipi.



## SECONDARY POLES

Stratus and Cirrus 72 come complete with 18 secondary poles. In high wind conditions you really understand the crucial role they play in maintaining stability.




## BAND PINS

Our band pins secure the roof poles used to raise the sides of Stratus. They ensure the poles are held tightly together and that there are no projecting edges.



## STAKES

Specially designed stakes and ground anchors for high strength and good functionality.



## CIRRUS BASE ●

### KEY FEATURES OF CIRRUS BASE

#### SAFETY

- 1 Made in our own factories 726
- 2 Meticulous control of production quality
- 3 Regular material control against multiple minimum requirements 170
- 6 High functionality and long life-length at a reasonable price; optimal design to withstand severe weather
- 7 Simplified fittings system

#### FUNCTIONALITY

- 8 Large smoke opening for effective ventilation
- 9 One door and two emergency exits
- 10 The tent wall between the two emergency exits can be rolled up
- 11 Door holders for attractive and inviting draping of door canvas

#### STRENGTH

- 14 Reinforced staking points
- 15 Specially designed stakes for high strength and good functionality
- 16 Top poles for decoration
- 17 Packing bag

#### MATERIALS

- 18 Carefully chosen main fabric with regard to quality and price
- 19 Reinforced fabric at ground level for increased protection against wear and rot
- 20 Carefully chosen wooden poles from trees that have grown in specially favourable conditions. Read more on pages 18 and 24

## CIRRUS COMFORT ●

### KEY FEATURES OF CIRRUS COMFORT

- 1-3 As Cirrus Base
- 4 Can cope with stormy weather and the weight of snow just as well as or even better than Cirrus Pro thanks to stronger fabrics
- 6 Highest level of functionality and long life-span
- 7 Advanced, patented fittings system for fast assembly and high strength, see page 26
- 8 In-Tent Vent™ system for simple and effective ventilation and smoke expellation, see page 24
- 9 Strain-relieving channels for the door on size 40 and above
- 10-11, 16, 14-15 As Cirrus Base
- 17 Extra strong packing bag
- 18 Main fabric: the best (and the most expensive) we have found on the market when flame retardancy is not required; supreme wear and tear strength and pleasant, natural feeling; ventilating; long-lasting water-repellent properties
- 19 Extra strong reinforced fabric
- 20 Advanced set of poles made out of unique timber with extreme strength. To a large extent, it is the wooden poles that created the unique ambience of our tents, see pages 18 and 24

## CIRRUS PRO ●

### KEY FEATURES OF CIRRUS PRO

- 1-3 As Cirrus Comfort
- 4 Additional reinforcements that compensate the weakening caused by the fabric's flame-retardant properties
- 5 Sizes 40 and 72 include a pack of certificates and health and safety documents often required by authorities, trade organisations and event organizers, see page 29
- 6 Adapted to comply with safety regulations for public events. Read more on pages 14 and 29
- 7-11 As Cirrus Comfort
- 12 Extra reinforcements at exposed places
- 13 Special canvas-fixing flaps for increased storm resistance (only size 72)
- 14-17 As Cirrus Comfort
- 18 Flame-retardant fabrics to comply with the different safety regulations of different countries. Our flame-retardant canvases are not as strong as our ordinary tent canvases but instead they have extra reinforcements. The main fabric does not breathe since it is coated for extra rain-protection. After extensive searching across the globe, we know that our flame-retardant fabrics beat the alternatives we examined by a huge margin!
- 19 As Cirrus Comfort
- 20 Extra carefully selected wooden poles that fulfil the certification's strength requirements, see pages 18 and 24

Certain canvases and pole sets can be combined in different ways which affects total cost and performance. See the overview on page 25.

#### FOCUS ON DETAILS

The way the seams are made, the calculations for the cutting pattern that take into account possible slight shrinking or expansion of the fabric, testing everything that comes into contact with the fabric for unexpected results (even the hand cream used by our factory staff!), sewing the canvas in one piece for strength...  
... and a lot of other details. Perhaps you might forgive us for not sharing all of our secrets here.

## STRATUS COMFORT ○ STRATUS PRO

### KEY FEATURES OF STRATUS COMFORT

- 1-8, 11-20 As Cirrus Comfort, plus:
- 7 Easily assembled, special band pins that work like joints without any protruding parts in the movable poles
- 9 Two doors with strain-relieving channels
- 10 The lower part of the canvas is in raisable sections so as to form a brim around all or part of the Nordic tipi to provide a larger covered area, a view or coolness in hot conditions
- 18 Excellent tent fabric so that even the horizontal brim is rain-proof

### KEY FEATURES OF STRATUS PRO

- 1-9, 11-20 As Cirrus Pro, plus:
- 5 Our best-selling Event Nordic tipi! Thanks to innumerable combination possibilities, it is used all over the world for sophisticated events or simple, charming entertainment
- 7 As Stratus Comfort
- 9 Normally delivered with two doors but can be ordered with one or no door for rain-proof linking of several tents
- 10 Special fastenings that allow an endless number of Stratus Pro Nordic tipis to be linked together to create enormous rooms of many different shapes, see page 7

# NIMBUS

When the feeling of style is allowed to speak.



Nimbus™ 16 (Nimbus 16 Base, Nimbus 16 Comfort, Nimbus 16 Pro)

## ORIGINAL AT HOME OR IN BUSINESS

### **MUCH MORE THAN A SHELTER – IT'S A STRIKING PLACE FOR BUSINESS OR PLEASURE.**

Nimbus 16 is original, it's fun, it's distinctive.

In the garden, it's a different kind of gazebo for summer parties. When on sales tours, at markets or trade fairs, it's a stand that sticks out from the rest – and offers many creative display possibilities. At competitions, it's a sheltered spot for officials and stewards.

These are all typical applications for Nimbus – whether you leave it open all round or use the optional windbreak.

Whatever you use it for, Nimbus is a sheltered room that appeals to people and attracts attention. On page 25, there is a guide that will help you choose the right components for a complete Nimbus.



Windbreak for Nimbus 16.





Dense annual rings mean high strength. The tree stump in the picture is about 110 years old!



The poles are carefully harvested by skilled foresters.



The testing centre notes strength readings much higher than those for ordinary timber.

## SO MUCH MORE THAN JUST A FEW POLES AND A BIT OF CANVAS

**An ordinary Nordic tipi has a simple and elegant design. But scale up the concept to giant size and then connect a number of these huge Nordic tipis to make building constructions that are practical to use and which live up to modern, industrial demands for safety and strength – then it becomes a lot more complicated!**

### DESIGN PHILOSOPHY

Our design concept is based on the following four words: ambition, insight, ability and will. We have always had ambition and will. But it has taken us more than quarter of a century's hard work, focusing only on Nordic tipis, to gain insight and ability. We have always gone that bit further in order to grow in these four areas. There's so much to be said about this but there's no space here! So read more on our website [975](#).

### THE WOODEN POLES – A UNIQUE NORDIC PHENOMENON


The frame of our Event tents is made out of fantastic, unique trees taken from Swedish forests. They grow under special conditions in certain specific places which gives a very dense structure compared with similar trees in other parts of the country. Poles made out of this timber are light, tough and, of course, completely untreated. Knots in timber, which normally constitute weak points, are very small in our poles, since the twigs fell off early on because of the growing conditions. The trees are felled manually, one by one, by skilled foresters.

We break the poles, do calculations and then test them again to optimize the dimensions so as to meet the toughest demands. Thanks to this fantastic raw material, we can minimise weight without compromising on storm resistance. Read more about our wooden poles [302](#).

### THE TENT CANVAS

Put simply, it can be said that there are two types of material used on the large tent market. One of them is PVC material with a plastic structure and feel. The high-quality tents on the market have a canvas that weighs around 1,000 grams per square metre; the material used for cheaper tents is much thinner. The best PVC fabrics are of very good quality but, in our opinion, they have zero aesthetic value and are very difficult to work with.

The other type is fabrics with a varying degree of natural feel. There are two varieties: coated and uncoated. We have done our utmost to find an acceptable uncoated alternative and have tested such fabrics from all over the world. We couldn't find a single fabric for our Pro grade that we could accept. Either they had an eco-harmful flame-retardant impregnation (which moreover usually disappears after a few strong rainstorms) or they leaked profusely in heavy rain. The coated variants that we also gathered from all over the world were no better. They either leaked straight away or after the cloth had been folded a few times. Our conclusion was that we would have to develop our own material and that is exactly what we have done [1004](#).



Here, our further developed Pro fabric (green arrow) is subjected to the same water pressure as the original standard fabric (yellow arrow).

## STRUCTURAL CALCULATIONS

As a professional manufacturer of large tents, we have done full structural calculations to determine the safe wind conditions in which our tents can be used.

The calculations are based on the timber and canvas used for each specific tent, its hardware fittings, the precise way in which the tent is sewn together – and so on.


Our calculations have been performed by a firm of professional structural engineers with particular experience in fabric structures. They have used sophisticated software models to determine the loads on our tents in different configurations of sides up and down, and linked in various configurations. The results of the calculations extend to 750 pages of complex formulae, which we distill into a more user-friendly Operations Manual that we issue to customers – presenting the results of the calculations in a way that can be used in practice. Customers are welcome to inspect the full calculations at our offices if they wish.

So we can tell you clearly and with confidence the safe wind loadings for our Nordic tipis, the holding power required for each tent stake in each position, and the weight of ballast required to safely anchor the tent when stakes are not allowed.

## BUSINESS SUPPORT

In order to facilitate the decision process and successful business operations with our products, we provide a large amount of materials – films and documents (in English). This material has been produced by people who have created successful companies where Tentipi's products constitute the central element. Read more on pages 28–29.

# FABRICS



# TENTIPI'S GRADING SYSTEM

**Most of the tents in the Event series are available in three different grades: Base, Comfort and Pro.**

## BASE

Our simplest grade and therefore a low-cost alternative. But we don't cut corners; we use material that in most cases is considerably better than comparable material on the market. The construction is well-made too, down to the last detail, but it may have fewer functions. Even at this level, our ambition is to be world-leading.

## COMFORT

With our Comfort products, we strive to offer the absolute best. That means, for instance, our Comfort fabric is stronger and easier to work with than our flame-retardant Pro fabric and this gives a more robust and stronger tent. The reason it's stronger is because, generally speaking, flame-retardant tent fabric is not as strong as an equivalent normal fabric.

## PRO

Here too, we do our very, very best so that our products of grade Pro fulfil the formal requirements imposed by authorities, like, for example, flame retardancy, and also meet the needs of professionals: strength certification, fire protection categorisation, special features and functions, etc.

## COTPOLHEX BASE

After Cotpolhex Comfort and Evhex Pro, this is the best fabric we have seen so far on the market, perhaps because it is we who have stipulated the specifications!

## COTPOLHEX COMFORT

We have looked all over the world to find a tent fabric that is even better than our Cotpolhex Comfort fabric. But there's no doubt about it – it's in a class of its own! It's strong with excellent colour fastness and a natural feel that instills confidence, and it stays waterproof for a long time before needing additional impregnation.

## EVHEX PRO (FR)

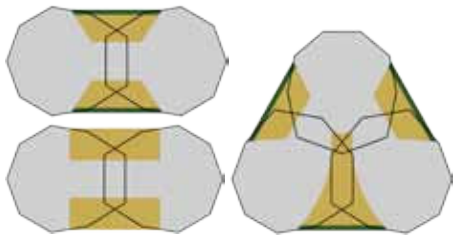
Flame-retardant, coated canvas. The flame retardancy is built into the fibres and is expected to last throughout the product's life-span. Here too, we have looked all over the world but not found a single standard fabric that meets our demands. The fabric we now have has been specially developed exclusively for Tentipi.

## READ MORE

Read about how we work with quality issues [170](#).

# EXPAND THE STRATUS NORDIC TIPI

Expand, vary, connect Stratus 72.



## COVERING CANVASES

### COVERING CANVAS TRAPEZIUM 9

Used to cover the open triangles that are formed when two or more Stratus 72 Nordic tipis are joined together. Fitted with green reinforced fabric at the bottom to harmonise with the design of the tent. The covering canvas is 9 metres long at the bottom and shorter at the top so as to fit the shape of the tent, 2.6 metres high, strongly reinforced along all edges and fitted with steel rings so it can be properly tensioned.

**20551 Covering canvas Trapezium 9 Comfort**

**20581 Covering canvas Trapezium 9 Pro\***

### COVERING CANVAS NORGE 8x12

More or less like Trapezium, although 8 metres wide and as much as 12 metres high. The canvas is used for connecting three or more Stratus Nordic tipis.

**20549 Covering canvas Norge 8x12 Comfort**

**20544 Covering canvas Norge 8x12 Pro\***

### COVERING CANVAS RECTANGLE 8

As Trapezium but rectangular.

**20516 Covering canvas Rectangle 8 Comfort**

**20540 Covering canvas Rectangle 8 Pro\***



## EXTRA LONG POLES

Our extra long main poles are used, for example, in the middle of a Hexagon, when seven Stratus 72 Nordic tipis are joined together, to create efficient water runoff. They can also be used when you want to use Stratus as a stage. In that case, combine with canvas extensions so that the tent canvas reaches the ground at the back. Consists of nine main poles pre-fitted with fittings.

**21007 Cl/ST 72 Pole set +80 Pro without secondary poles**

**21009 Cl/ST 72 Pole set +130 Pro without secondary poles**

### CANVAS EXTENSIONS

When a set of extra long poles (+80 cm or +130 cm) is used, for example, when Stratus is used as a stage, the Stratus canvas will be raised off the ground all the way round. The canvas extensions will cover this gap. Each canvas extension covers one ninth of the Nordic tipi.

**20550 ST 72 Canvas extension +80 Pro**

**20557 ST 72 Canvas extension +130 Pro**

\* The canvas is made out of the same basic material with built-in flame retardancy (which lasts throughout the material's lifetime) as that used in our Pro Nordic tipis but it does not have the coating that gives the Nordic tipis extra strong rain protection.

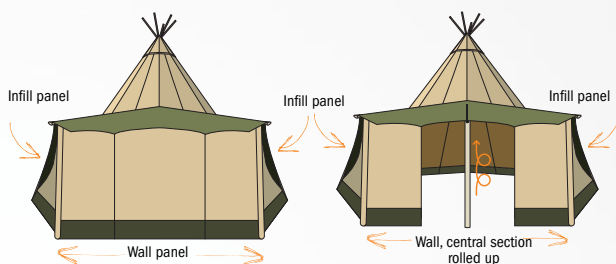


## STRAPS

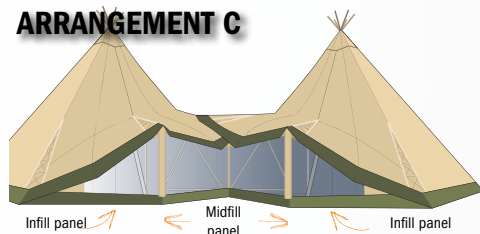
The straps are the "right colour" for our tents. They have been designed specifically to join Stratus tents together but of course they can be used for many other purposes. They have colour markings to make it easy to find a certain length when many straps are kept in one place. Normally this type of strap is made of polypropylene but that is a material that is broken down by sunlight. We have therefore chosen polyester which is much stronger and more resistant to sunlight.

| ART NO | NAME                       | LENGTH | CLIP | BUCKLE | LOOP |
|--------|----------------------------|--------|------|--------|------|
| 46011  | Loop strap 25/1 m          | 1 m    | -    | -      | Yes  |
| 46012  | Loop strap 25/2 m          | 2 m    | -    | -      | Yes  |
| 46013  | Loop strap 25/3 m          | 3 m    | -    | -      | Yes  |
| 46010  | Loop buckle strap 25/0.4 m | 0.4 m  | -    | Yes    | Yes  |
| 46017  | Buckle strap 19/0.4 m      | 0.4 m  | -    | Yes    | -    |
| 20508  | Buckle strap 19/0.5 m      | 0.5 m  | -    | Yes    | -    |
| 46018  | Buckle strap 19/0.7 m      | 0.7 m  | -    | Yes    | -    |
| 46002  | Buckle strap 25/1 m        | 1 m    | -    | Yes    | -    |
| 46003  | Buckle strap 25/2 m        | 2 m    | -    | Yes    | -    |
| 46004  | Buckle strap 25/3 m        | 3 m    | -    | Yes    | -    |
| 46005  | Buckle strap 25/5 m        | 5 m    | -    | Yes    | -    |
| 46006  | Buckle strap 25/10 m       | 10 m   | -    | Yes    | -    |
| 46014  | Clip strap 25/3 m          | 3 m    | Yes  | -      | -    |
| 46016  | Clip strap 25/11 m         | 11 m   | Yes  | -      | -    |
| 46001  | Clip buckle strap 25/0.3 m | 0.3 m  | Yes  | Yes    | -    |

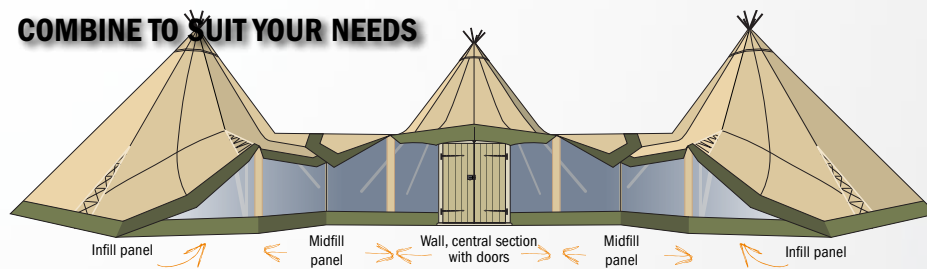
## ARRANGEMENT A



## ARRANGEMENT C



## COMBINE TO SUIT YOUR NEEDS



## GUIDE - HOW TO COMBINE

|   | A        | B        | C | D        |
|---|----------|----------|---|----------|
| 21086 WF Corner pole 85/225                     | 2        | 9        | 2 | 1        |
| 21087 WF Centre pole 85/248                     | 1        | 9        | - | 1        |
| 21088 WF Eave pole 85/200                       | 2        | 18       | - | 2        |
| 21089 WF Ridge pole 85/375                      | 1        | 9        | - | 1        |
| 21090 WF Midfill pole 60/1860                   | -        | -        | 1 | -        |
| 20574 WF 72 Wall panel Pro UC                   | 1        | 9        | - | 1        |
| 20578 WF 72 Wall panel (window) Pro UC**        | 1        | -        | 1 | -        |
| 20592 WF 72 Infill panel pair Pro UC            | -        | -        | 1 | -        |
| 20593 WF 72 Infill panel pair (window) Pro UC** | -        | -        | 1 | -        |
| 20575 WF 72 Midfill panel Pro UC                | -        | -        | 1 | -        |
| 20579 WF 72 Midfill panel (window) Pro UC**     | -        | -        | 1 | -        |
| 21091 WF 72 Hardware, annexe                    | 1        | -        | - | -        |
| 21092 WF 72 Extra hardware, extra annexe        | -        | 8        | - | 1        |
| 21093 WF 72 Hardware, midfill panel             | -        | -        | 1 | -        |
| Double doors (make your own)                    | optional | optional | - | optional |

\*\* Choose one of the alternatives

## WALLFLEX™ SYSTEM

The Stratus WallFlex™ wall system offers a number of advantages. Everything is well thought through to maximize value for money: weather stability, strength and the possibility to use a few basic components to build combinations that are very different. Moreover, the walls are easy to pitch.

Available autumn 2016

This page only shows a few combinations. The wall panel has two zips that make it possible to create an opening by rolling up its central section. The wall and infill panels as well as the midfill panel come in canvas or clear PVC.

### ARRANGEMENT A - ANNEXE

This arrangement offers 28 per cent more usable floor space compared with an "all sides down" Stratus. Examples of use:

- a bar, with easy access for staff to "back of house" through the zippered door
- a stage with plenty of room for artists and PA
- more seating
- an area for socialising
- an informal entrance - just open the two zips in the wall panel, roll up the central section and strap it into place with the two straps provided.

### ARRANGEMENT B - CIRCULAR EXTENSION

Nine wall panels form an extension that offers 105 per cent more usable floor space compared with an "all sides down" Stratus and better wind resistance compared with a Stratus with raised brim but without the WallFlex™ system.

### ARRANGEMENT C - PANORAMIC WALL

Combine a midfill window panel with a pair of infill panels (and the relevant poles) to cover the front between two linked Stratus Nordic tipis. Build with the midfill panel in place a few days before the event. The customer can then remove it prior to the event, if so desired.

Each side of the midfill panel can be opened to act as an entrance.

### ARRANGEMENT D - EXTRA ANNEXE

Widen the annexe (A) or the panoramic wall (C) with an extra annexe.

### ARRANGEMENT E - WOODEN DOORS

The double wooden doors fit into the opened central section of a wall panel. There are no additional pieces of canvas or poles to purchase. These smart doors are easily fitted by strapping and staking them into place. Due to the bulkiness, we do not sell the doors, but can provide the drawings for free.

### COMBINE TO SUIT YOUR NEEDS

Because we've designed for flexibility, many combinations of wall panels, doors, infill panels and midfill panels can be created, using the same equipment in different ways.

# INTERIORS



## COLLAPSIBLE BENCHES AND TABLES

Tentipi® registered design, copyright protection

Furniture built for function and atmosphere. Its simple but attractive design adds rustic enjoyment. Folds down in seconds and uses little storage space. Stable enough for permanent use yet flexible if you need to move often. Made of sturdy pine that doesn't twist or warp.

You can store enough furniture to fill a whole Cirrus 72 in a pile the size of one table, about 1.6 metres high.

Table size: 200x70x78 cm.

**41005 Collapsible bench 200, oil-treated**

**41006 Collapsible table 200, oil-treated**

Our 120-centimetre long tables have a conical shape which makes them very suitable for our smaller Nordic tipis.

Table size: 120x60x78 cm.

**41055 Collapsible bench 120, oil-treated**

**41056 Collapsible table 120, oil-treated**



## REINDEER HIDE DELUXE

Tanned reindeer hide with silicone coating on back. Withstands wetness much better than dried reindeer hide. Odourless!

**43050 Reindeer hide deluxe**



## EVENT MATTING

Course but pliable and very hardwearing matting made of polypropylene with built-in flame retardancy in the actual fibre. The matting is easily washed off and is 2 metres wide and 10 metres long. Used on pages 4, 6, 10 and 21.

**43052 Event matting 2x10**

## HEATING AND LIGHTING



### PARAFFIN LAMP

Very hardwearing and robust lamp with high light strength and stable flame. No sharp edges, does not soot, has heat-resistant glass and is leakage-proof and extremely wind-resistant.

Tank capacity: 3.4 dl. Burning time: 20 hours. Wick: 130x5 mm. Brightness: 3.5 cd. Height 255 mm. 530 g.

**40045 Paraffin lamp**

### LAMP HOLDER

The lamp holder is used to hang up the lamp on a pole.

**40046 Lamp holder**



### BAMSE MAX

Rustic and sturdy fireplace styled for use in our Event Nordic tipis or other outdoor use. Very practical while also providing the right atmosphere – a must for successful get-togethers. Timber frame, dovetailed at corners. Swing-arm for coffee pot or grill pan. The fire box is made of strong sheet metal which protects the timber frame. It only needs a thin layer of gravel and so the fireplace is relatively easy to move. Delivered assembled.

150x120x80 cm. Fire box: 32 kg. Frame: 35 kg.

**40005 Bamse max**

### BAMSE FOLD-UP TABLE (A)

Hinges allow table to be folded up or down as required. Up to three can be mounted on Bamse max.

**40007 Bamse fold-up table**




### BAMSE MINI

Like Bamse max but smaller. Intended for Cirrus 20, 28 and 40.

80x80x63 cm. Total weight: 35 kg.

**40006 Bamse mini**



### FINNMARK FIREPLACE

With the Finnmark fireplace, even an advanced dinner becomes easy to cook over an open fire. Three swing arms (A) for pots and pans can be easily moved over the fire for cooking or warming. A really big grill hob can be placed on the three corner posts (B). A frying pan or a smaller grill hob can be placed on the special swing-arm ring (C) and positioned over the fire even when a big grill hob is being used. Fish can be flame grilled on the provided planks (D). The natural convection (E) gives better combustion, less smoke and reduces fuel consumption. The sloped bottom (F) keeps the wood centred. Ashes fall into the removable ash-box (G) under the fireplace. Complete set shown in picture (coffee pots and grill hob not included).

When packed: 83x83x28 cm, 32 kg.

**40010 Finnmark fireplace**



### HEKLA 30

Tentipi® registered design

This is large enough to make big fires in. It is suitable, for instance, for fires and cooking in Cirrus 20 and 28.

510x320x170 mm, 3,950 g. Packed only 485x170x30 mm.

**40015 Hekla 30**

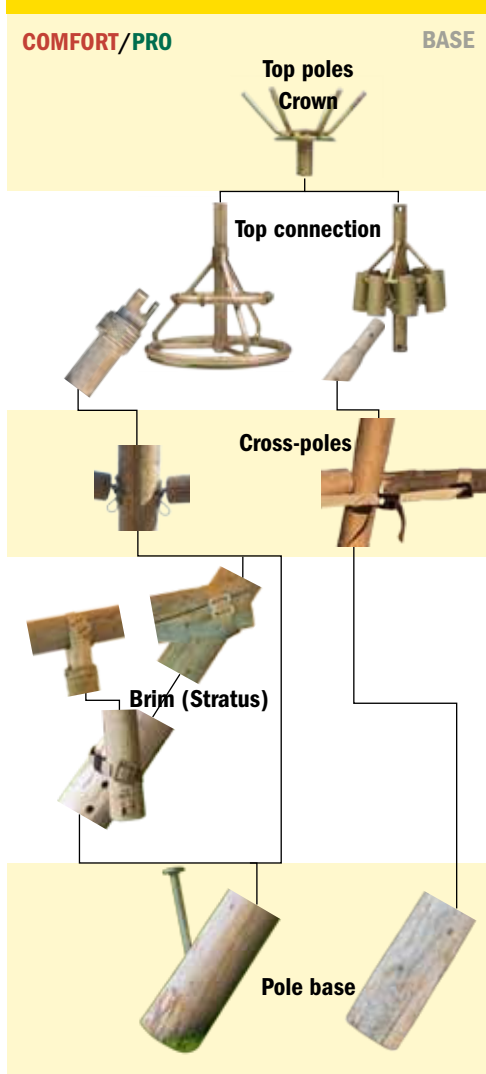
**40018 Hekla 30, protective bag**



## FIRE

Fire has been man's companion since time immemorial. Fire has provided warmth and protection and helped us to survive. Around a fireplace, we have fostered friendships, told each other stories and found peace. The fireplace in the centre of a Nordic tipi creates the cosy atmosphere of a crackling fire, while the smoke curls up out of the opening at the top of the tent. An open fire has always been a central part of this type of tent and can be used safely if certain instructions are followed.

# ACCESSORIES, POLE SETS, PURCHASE GUIDE



## POLE SETS FOR CIRRUS AND STRATUS

For each size, all the pole sets and canvases can be combined with each other, irrespective of whether they are Base, Comfort or Pro. However, that might not always be a good idea. For example, you should always choose Pro poles for canvases of the same grade; otherwise the certification will not apply. On page 18, you can read about the fantastic timber that we use for all our poles. Read even more about the wooden poles at [tentipi.com](https://tentipi.com) <sup>[302]</sup>.

A complete Cirrus or Stratus Nordic tipi is made up of a canvas, poles, fittings and stakes. The guide on page 25 shows what alternatives there are and will help you to combine components correctly to give you a complete Nordic tipi.

### 1. POLE SET BASE

Base is a simplified pole set, available only for Cirrus. The set consists of main poles, top poles for ornamentation and cross-poles which make a dramatic difference to the Nordic tipi's ability to withstand the weight of snow.

Supplement with hardware.

### 2. HARDWARE FOR POLE SET BASE

Consists of a top joint, a crown to attach the top poles to, nine cross-pole wires, nine cross-pole tensioners and stakes.

This hardware fits sizes 20, 28 and 40. While still on the ground, the tops of the poles are easily locked together in the top joint. When the canvas is laid out over them, the poles are pushed up. The canvas is staked down and the Nordic tipi is ready for use.

### 3. POLE SET PRO

Recommended for Comfort and Pro tent canvases. The same type of timber as for Base but with even more meticulously chosen wooden poles. With advanced, premounted fittings that give fast, simple and safe assembly. The width of the poles is predetermined to fulfil certified strength requirements, that is to say, they can cope with winds up to 28 metres per second.

Supplement with hardware with other fittings. Stakes are included.

### 4. HARDWARE FOR POLE SET PRO

Consists of all the loose ropes and fittings needed and stakes for normal ground conditions.

The fittings are presented on page 26.



## IN-TENT VENT™ SYSTEM

Ventilator cap that is regulated from inside, easily and smartly. When closed, it keeps all rain out.

**21048 EV In-Tent Vent Pro**



## TENT JACK VIKING

For all sizes of Cirrus and Stratus 72. With this ingenious system consisting of electric winch, wires, wheels and articulated poles, ONE person can put up a Stratus 72 Nordic tipi single-handed, in about two hours, without having to climb up to the top. For safety reasons, there should nevertheless be two people and then the tent will be erected in half the time. The winch is powered by a 12-volt battery (not included) and is controlled by a wireless remote control <sup>[1001]</sup>.

**20565 Tent jack Viking**



The poles and canvases can be combined in various ways. The guide will help you to combine correctly and completely (1+2). If there are several alternatives for 1 or 2, choose one of them.

## NIMBUS 16

- 1A 20930 NI 16 Canvas set Base
- 1B 20990 NI 16 Canvas set Comfort
- 1C 20980 NI 16 Canvas set Pro
- 2 20999 NI 16 Pole set Pro
- 20988 NI 16 Hardware Pro, etc.

## CIRRUS 20

- 1A 21430 CI 20 Canvas set Base
- 1B 21400 CI 20 Canvas set Comfort
- 1C 21480 CI 20 Canvas set Pro
- 2A 21424 CI 20 Pole set Base
- 21615 CI 20/28/40 Hardware Base, etc.
- 21404 CI 20 Pole set Pro
- 21606 CI 20/28 Hardware Pro, etc.

## CIRRUS 28

- 1A 21438 CI 28 Canvas set Base
- 1B 21408 CI 28 Canvas set Comfort
- 1C 21488 CI 28 Canvas set Pro
- 2A 21434 CI 28 Pole set Base
- 21615 CI 20/28/40 Hardware Base, etc.
- 21414 CI 28 Pole set Pro
- 21606 CI 20/28 Hardware Pro, etc.

## CIRRUS 40

- 1A 21630 CI 40 Canvas set Base
- 1B 21600 CI 40 Canvas set Comfort
- 1C 21680 CI 40 Canvas set Pro
- 2A 21623 CI 40 Pole set Base
- 21615 CI 20/28/40 Hardware Base, etc.
- 21604 CI 40 Pole set Pro
- 21605 CI 40 Hardware Pro, etc.

## CIRRUS 72

- 1A 21002 CI 72 Canvas set Comfort
- 1B 21082 CI 72 Canvas set Pro
- 2 21005 CI/ST 72 Pole set Pro
- 21008 CI/ST 72 Hardware Pro, etc.

## STRATUS 72

- 1A 20503 ST 72 Canvas set Comfort
- 1B 20583 ST 72 Canvas set Pro
- 21005 CI/ ST 72 Pole set Pro
- 20507 ST 72 Extra pole set Pro
- 21008 CI/ST 72 Hardware Pro, etc.
- 20506 ST 72 Extra hardware Pro

## GRÄNSFORS AXES

Robust Swedish high-quality handmade axes with a 20-year guarantee! Complete with leather edge shield.



### WILDERNESS AXE

Scout/camping axe, small hunter's axe. The edge shield's shape stops wear and tear in the back-pack. 36 cm, 0.7 kg.

42540 Wilderness axe

### HUNTER'S AXE

Rounded back for flaying and a grooved grip. 50 cm, 1.0 kg.

42545 Hunter's axe

### WOOD-SPLITTING AXE

Built for serious wood splitting. The axe head is ridged, heavy and has a long handle. 69 cm, 2.2 kg.

42550 Wood-splitting axe

### THROWING AXE

Double-bladed. 61 cm, 1.6 kg.

42010 Throwing axe

42013 Throwing axe, spare handle



## TINDERBOX

History in your hand! Before matches were invented, this was the common way to start a fire. Challenging activity or unusual present. Complete with steel, flint, tinder and instructions.

40100 Tinderbox

### SWEDISH FIRESTEEL 2.0, ARMY MODEL

Very robust, long-life, Swedish-made steel which gives maximum ignition reliability in all climates. Originally developed for the Swedish Armed Forces. Coconut shell handle. 95x26 mm, 50 g.

40101 Swedish FireSteel 2.0, army model



## TUG-OF-WAR ROPE

Weather resistant Manila rope. 28 mm thick, 24 m long.

42020 Tug-of-war rope



## LASO AND HORN

Traditional Sami-style lasso made of tarred marlin with reindeer horn fitting.

43048 Lasso

43036 Horn for lassoing



## TIPISTAR™

Firms up the pole framework so that Cirrus 72 and Stratus 72, if put up correctly, become certified for storm winds of 28 metres per second.

20561 TiPiStar frame stabiliser



## SMARTPITCH™

The SmartPitch™ tent-erecting technique means much less muscle power is needed for pulling the canvas over the top.

### SMARTPITCH™ CANVAS-RAISING KIT

It consists of a rope, pulleys and a canvas-raising frame which reduces strain on the canvas.

20594 SmartPitch canvas-raising kit



### SMARTPITCH™ COMBI BAG

The combi packing bag can be spread out like a tarpaulin on the ground to avoid dirt on the canvas. It is still possible to wrap and close it tightly around the canvas for transport and storage protection.

20595 SmartPitch combi bag

# MAINTENANCE



## TENT STAKES

Whether or not a tent is damaged by a storm depends largely on whether it is sufficiently well anchored to the ground. Therefore make sure you have stakes for all types of ground. Tentipi's stakes are made of extremely hard and tough steel with extra hardening in the tips. The head of the stake has been pressed in one piece together with the shank and is also bevelled which makes it very durable. The striking surface of the head is somewhat raised which leads the force of the blow towards the centre. Size 80 is made out of the same steel but it has a simpler head.


1. 25112 TT Steel stake 30 Pro
2. 25124 TT Steel stake 45 Pro
3. 12510 TT Steel stake 60 Pro
4. 12511 TT Steel stake 80
5. 25106 TT Steel stake 30 Pro, 20 in bag
6. 25103 TT Steel stake 30/45 Pro, 40 in bag
7. 25140 TT Steel stake 45 Pro, 27 in bag
8. 25125 TT Steel stake 30 Pro, 200 pcs
9. 25126 TT Steel stake 45 Pro, 100 pcs
10. 12514 TT Steel stake 60 Pro, 200 pcs



## GROUND ANCHORS

Provide extremely strong ground anchorage by securing double tent stakes fastened crosswise to the ground. Can be used to secure the Stratus 72 Nordic tipi when in open position or for any other situation which requires extra strong anchorage.

11. 12562 Ground anchor 30
12. 12536 Ground anchor 45/60
13. 12564 Ground anchor 80



## FITTINGS FOR POLE SET BASE

14. 21075 CI Top joint 9/44 Base
15. 21079 Cross-pole wire 8/220
16. 21078 Cross-pole tensioner 19/50 Base

## FITTINGS FOR CIRRUS AND STRATUS

For Comfort and Pro, sizes 20, 28, 40 and 72.

17. 21010 Radial frame 40/72
18. 21011 Ventilator cap plate 28
19. 21012 Crown for top poles 20
20. 21013 Canvas-raising frame 20
21. 21014 Top connector 50
22. 21015 L-pin for top connector 10/50
23. 21016 Locking-pin for L-pin 3/65
24. 21017 Cross-pole - female 10/30
25. 21018 Cross-pole - male 10/110

## EXTRA FITTINGS FOR STRATUS 72

The band pins are an improved variety of the ring pins included in older models of Stratus 72. The advantages are that the poles can be pulled close together which gives better and more attractive function without any protruding parts. Straps with a width of 19-25 millimetres can be used. See our straps on page 20.

26. 21060 Band pin 80, without strap
27. 21061 Band pin 140, without strap
28. 21062 Band pin 160, without strap
29. 21068 Band pin 210, without strap
30. 21019 Roof pole horn 90
31. 21020 Roof support pole connector 72

## SPARE PARTS FOR OLDER HARDWARE SETS

32. 21046 Ring-pin 10/95
33. 21022 Ring-pin 10/155
34. 21021 Ring-pin 10/195





## IMPREGNATING AGENT

For use on fabrics with at least 50 per cent natural fibre blend. Avoid agents which are sprayed on the fabric. They only give a thin surface coating and are therefore easily worn off. Our impregnating agent provides thorough renovation and protects against both rotting and water. The very high proportion of dry matter gives exceptional long-term protection: two to three seasons of intensive use. This agent was produced for the Swedish and Norwegian armies, which guarantees high quality.

Not sold during winter months as the impregnating agent can be frost damaged.

**43060 Impregnating agent, 1 litre**

**43057 Impregnating agent, 5 litres**

**43061 Impregneringsmedel, 20 litres**

## SEAM IMPREGNATING AGENT

Can be used for seams on both impregnated and coated fabrics.

**43062 Seam impregnating agent**

## MULTI-ADHESIVE

Glues wood, metal and glass. Completely weather-proof. The adhesive binding is transparent and flexible.

**43064 Multi-adhesive**

## FABRIC ADHESIVE

This glue is suitable for impregnated fabrics. Waterproof, weather proof, and strong binding. Repairs rips and holes easily without you even having to take down the Nordic tipi. This is by far the best fabric adhesive we have tested!

**43047 Fabric adhesive, 40 ml**



## REPAIR KIT

For manual emergency repairs when in the field. The kit consists of needles (1), thread (2), sailmaker's palm (3), bands (4), pieces of fabric (5), rings (6), fabric adhesive (7) and seam impregnation agent (8). Everything is stored in a tool bag with many compartments.

**10581 Repair kit for Event canvas**



## TENTIPI AUTHORISED REPAIRS (TAR)

Should you be unlucky enough to sustain more significant damage to your Nordic tipi, it can be repaired in one of our repair centres in Sweden or the UK. These centres have the right material in stock and the expertise needed to do the best possible repairs. Remember to book repairs or maintenance in good time, preferably during the winter months. In high season, waiting times are usually long.

# BUSINESS SUPPORT

## EXPERT ADVICE FROM INDUSTRIAL PROFESSIONALS



*There's a good deal to think about when making a decision to invest in Tentipi Event tipis for your business or organisation. Cashflow and return on investment, marketing and promotion, operations and logistics, health and safety to name just a few. We can help in all these areas and many more.*

The various models, documents and tools available have been created by people who have built up leading rental businesses using our tipis, which means they know how to become successful! The main part has been created by Jon Parr. Jon brought the first Tentipi Event tipi to the UK in early 2005, founded a rental business and grew it strongly for seven years before selling it on; it continues to thrive to this day. He is also the president of MUTA, the UK's trade association for marquees, tents and structures, concerned with continually driving up standards across the industry.

## INVESTMENT DECISION MAKING

### INVESTMENT PLANNING

These Investment Planning notes are designed to help prospective customers understand the costs involved with the purchase and use of Nordic tipis, together with the opportunities to generate income. They have been written from direct experience of running successful businesses using (not selling) our Nordic tipis and, as such, they are based on real life experience not just theory.

Used alongside the Investment Model spreadsheet, these notes can be used to generate profit and loss and cash-flow forecasts, and to support business plans and investment plans. There are two sets of notes. One covers rental companies specifically, whilst the other is applicable to other business types and organisations.



### INVESTMENT MODEL

Designed to be used alongside the Investment Planning notes, this Excel spreadsheet allows you to model different scenarios and create a simple profit and loss forecast and cashflow forecast for the first three years of operation.

You can use this model to answer questions such as "How many tents should I start with?", "How quickly can I expect to get my money back?" and "What investment do I need to make to get going?".



### BUSINESS PLAN

Writing a business plan is good practice for any new business, whether you plan to raise finance or are self-funded. This template, written from the perspective of a new rental business, gives you a starting point to modify to your own needs. It contains six sections:

1. Executive Summary
2. The Business Opportunity
3. Marketing & Sales Strategy
4. Management Team & Personnel
5. Operations
6. Financial Aspects




## SALES AND MARKETING SUPPORT



### PHOTO PACK

This set of photos, available free of charge to customers who have placed an order, provides a starting point for creating a marketing presence. Customers supplement these photos with their own once they have taken delivery of their tents.

Permission to use the photos without the need for a credit has been agreed with the photo owners.



### FLOORPLAN TOOL

This PowerPoint file presents 15 different configurations of tents, numerous components (tables, benches, chairs, dancefloors, stages, fireplaces) and 9 completed floorplans. Using PowerPoint customers can customize the floorplans to meet their own needs, making them unique to their own situation.



### SOCIAL MEDIA PROMOTION

Through our social media sites - Facebook, Twitter, YouTube and Pinterest - we actively promote the Tentipi Authentic Nordic Tipis logo. By using these sites to engage with brides and grooms, event organisers, wedding planners and others we spread the word and inspire more and more people to use our Nordic tipis for their events. Most of these people will not buy tents for themselves, of course, but will hire from a rental company, or hold their event at a venue with our tipis.

In other words, our promotion of the logo helps generate business for our customers. Those customers who use the logo in their own marketing (terms and conditions apply) stand to gain the most benefit from Tentipi's marketing activity.

## OPERATIONAL SUPPORT



### FIELDREADY™ TRAINING PROGRAMME

This self-paced training programme is a detailed step-by-step installation guide for all our products. It contains all the tips and tricks we have learned over the years and is supported by dozens of videos showing all the key processes.

Available printed on normal paper, or housed in a tough plastic binder and printed on thick waterproof paper so it doesn't disintegrate out there in the field.

Apart from its obvious use in initial training, it becomes a rich resource for follow-up training and training new staff as your business grows.



### SAFETY MANUAL

Our Safety Manual provides customers with the information they need to devise their own processes and procedures for ensuring that their Tentipi Event tipis are safely built, and remain safe over the time they are erected. Underpinned by our extensive structural calculations, it covers crew training requirements, tools, wind loadings, ground anchor tests, active wind management, tent care and repair and more.



### RENTAL MANUAL

Rental businesses build their reputations by turning up on time, with the right equipment (in good condition), efficiently and safely building the tipis and interiors prior to the event, and then efficiently and safely dismantling the tipis and clearing the site after the event. Sounds easy. But it's not, especially in the busy season.

Our Rental Manual comprising 14 different documents gives you a flying start to defining the policies and processes to run your business effectively. We expect it to save you hundreds of hours of research, thought and writing.



### SPARES AND REPAIRS

Every component of our tipis is available for purchase individually. We sell a canvas repair kit to allow customers to make minor repairs themselves. More significant damage, should it occur, can be rectified by a Tentipi authorised repairer.

# THE WORLD'S MOST VERSATILE TENT



A Nordic tipi is the ultimate portable home for all types of weather and climate. That is why the Sami people used a “tältkåta”, a traditional Nordic tipi, as their winter home when they accompanied their reindeer herd, always on the move, searching for feed under the thick blanket of snow. The shape of the “kåta” allowed plenty of space and in the centre, there was the life-giving fire.

This is the foundation, rich in traditions, on which Tentipi has developed its Nordic tipis, using modern materials and ingenious solutions to suit a huge range of needs – but without compromising on the characteristic traits that create the special ambience.



## ADVENTURE

For gentle family adventures or as an expedition tent when there are high demands for easy handling, strength and safety. Spacious, cosy and comfortable – erected in five minutes.



## HIKING AND SOCIALISING COMBO

For groups of four or more, our equipment is often the lightest choice. After a day of hiking or when bad weather prevents further activities, it's nice to be able to continue socialising – perhaps around a fire – instead of everyone huddling in their own little tent.

# Tentipi – ADVENTURE!

ONYX



ZIRKON



SAFIR



OLIVIN

ZIRKONFLEX



## AS OF 1991, WE HAVE ALSO MADE SMALLER NORDIC TIPIS WHOSE MAIN CHARACTERISTICS ARE:

- They are robust, comfortable and light enough to be carried around.
- They are easy to erect, even for children.
- The ventilation is adjusted from inside the tent.
- They are very storm-resistant.
- You can have an open fire or stove inside them which gives heat, light and a homely atmosphere.
- They are spacious and circular which facilitates socialising; there is space for about twice as many people sitting up as there is bed space for.

Our Adventure Nordic tipis are available from bed space for 2 people (3.5 kg) up to 15 people (20 kg). They are made in either cotton/polyester or lightweight material.

The three price/equipment categories Base, Comfort and Pro and a wide range of accessories give many options.

Our Adventure catalogue can be downloaded from [tentipi.com](http://tentipi.com)

[453](#)

Retailers are listed here [484](#).



## MEETING TENT/REPRESENTATION

For business operations and activities that are linked to nature and for companies who want to host visitors in a simple, genuine and one hundred per cent enjoyable way, or who want to do a fun activity with their staff.



## GLAMPING/HOLIDAY COTTAGE RENTALS

For accommodation companies and campsites. Exclusive tent accommodation (glamping) is trendy! An economical and easy way of creating more beds. The only “frame” you need is a central pole.

Tentipi AB  
Industrigatan 15  
SE-686 30 Sunne  
Sweden  
Tel: +46 (0)960-300 00  
info@tentipi.com  
www.tentipi.com

#### **DELIVERY**

Allow sufficient time for delivery! Lead times can vary per product, so if we receive your order in good time, we can deliver all products at the same time and minimise your delivery costs too.

#### **GUARANTEE**

Guarantee against material and production faults in accordance with current legislation in each respective country. The guarantee does not cover damage caused by accidents, incorrect care or negligent handling. Nor does it cover normal wear and tear or changes due to ultraviolet radiation from the sun.



#### **PRINTED ON FSC CERTIFIED PAPER**

Every care has been taken to ensure that all the information in this brochure is correct at the time of going to press.

We take no responsibility for any damage caused by printing errors. We reserve the right to change the specification and price of our products throughout the life of this brochure. Copying, publishing, or distributing of content and images within this brochure without express written permission is prohibited.

© Copyright Tentipi AB 2016

